

Overview

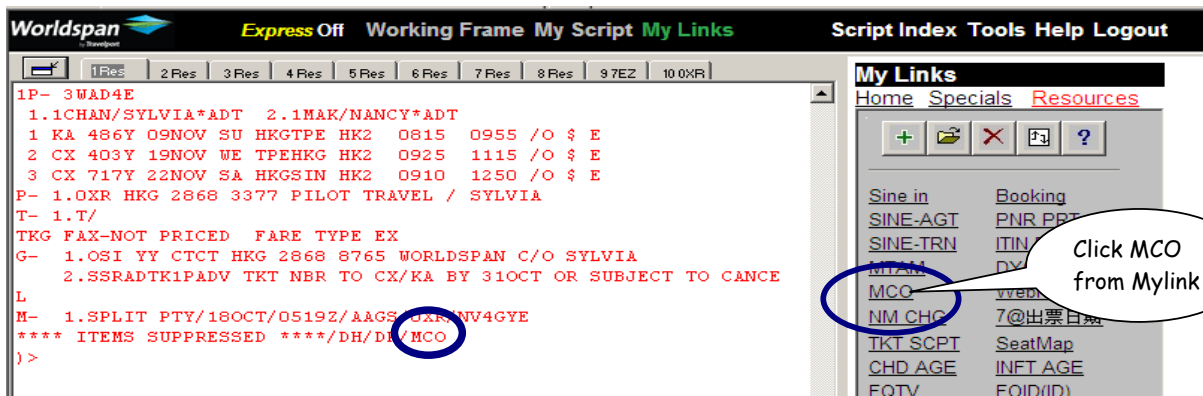
The MCO script enables the user to extract MCO data from the Worldspan host and to print MCO Agency Coupon onto plain paper.

Features of vMCO Script

- ❖ No new format is required to issue MCO through Worldspan.
- ❖ MCO Coupon will be printed onto plain paper
- ❖ Workstation default printer will be used.
- ❖ Auto OSI message will be generated to airlines with MCO data for every print request.

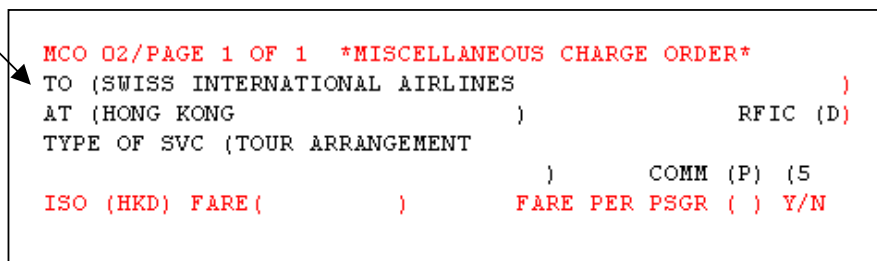
How to print the vMCO ?

- Display the PNR with MCO issued
- Click MCO from Mylink



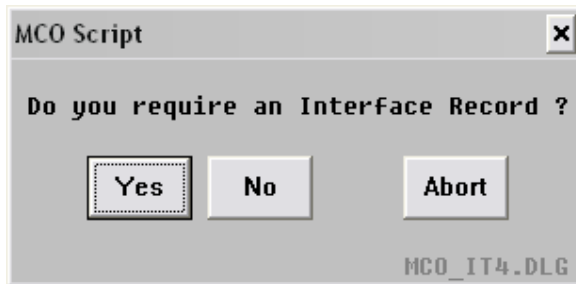
Note :

- ❑ After MCO voided, MCO script **must be** run again in order to generate the message to airline. Failure to do so may cause un-synchronization record in airlines and MCO may be mishandled.
- ❑ It is required to stamp the company chop or electronic validator on plain paper MCO and present to airline to exchange the airline service. Please contact airlines for further instruction.
- ❑ Incorrect airline name input may cause rejected by airline



How the script work ?

1. Retrieve a PNR with MCO issued
2. Select **MCO** Script from MYLINK
3. User is asked whether an interface record action code 'I' is required using the following dialog box.



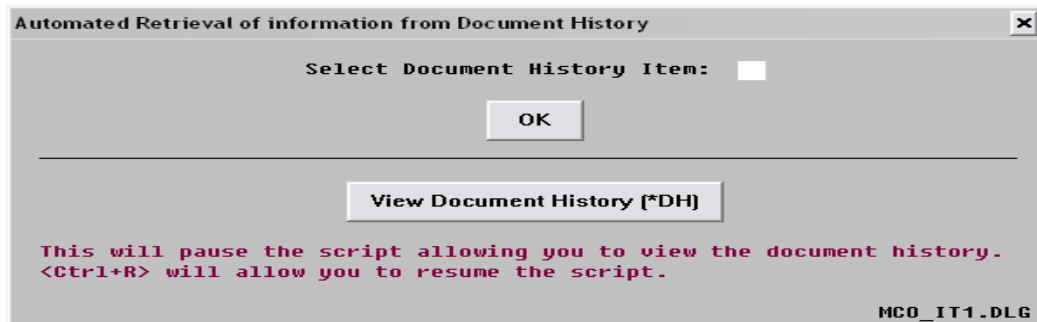
4. Script sends the entry '*MCO' to the host. If multiple MCO records exist then the script will display the following dialog box to allow the user to specify which record needs to be printed.



5. User is asked to specify whether PNR is Domestic or International using the following dialog box. This information is used to apply the correct Value Added Tax (not applicable for HKG market at this moment).



- The following dialog box will be appeared if more than one MCO record detected. User should select item to print.



- Script generates an OSI containing the MCO number. Example – ‘3OSI BA MPD 1259010622795 2’. The PNR is then ended and retrieved (‘ER’).
- Script will print Agent coupon and send to the user’s locally configured Windows printer.
- Script does a ‘*R’ to redisplay the PNR and notifies the user that the printing of the coupons was successful.

Agency Coupon Sample

***AGENT COUPON ***

Agency name – TICTAS SYSEM AUTOMATION LTD – TRAINING
IATA – 99853835
Date of Issue – 15OCT08

PNR Locator – NH675 WIP
Agency SID / SINE – IP/0 XR/AA
Pax Name – WONG/TZE.CHUN.JACKIE.MR*ADT
RFIC (Reason for Issuance) – D
Type of Service – TOUR PACKAGE
Airline Name – LUFTHANSA
AT (Carrier Location) – HONG KONG
Airline PI and CF Codes – SUBJ TO REFUND CHARGES
Endorsements – SUBJ TO REFUND CHARGES
Tour Code –
VAT – NOT INCLUDED
Fare Calculation – HKG LH FRA LH HKG ## RESERVED CROWNE PLAZE WIESBA
Total Fare Amount with Tax Breakdown – HKD1000/TAX433/HKD1433
Tax Amount – HK120/DE70/RA243
Commission Amount – 50
In Exchange For –
In Conjunction With –
Form of Payment – MS*INVAGT-HKD1433
MCO Number – 2209010629621
Fare Amount – HKD 1000
Total Tax Amount – 433.00